Specification For Approval

Item P/N	FP107060W-85NM	**Test Instrument**	4291A、16502、19073
Product	Wire Wound Molded SMD Power Inductors	**Test Frequency**	100 KHz / 1.0V

Customer：

Customer P/N：

Description：Wire Wound Molded SMD Power Inductors

HT P/N：FP107060W-85NM

Revision No.：Version: 1.0

Date：

Notes：Standard

HUNGTRON TECHNOLOGY CO., LTD.

NO.159, SEC. 1, GONG 2ND RD., LONGTAN DIST., TAOYUAN CITY 325, TAIWAN (R.O.C.)

TEL: +886-3-4898809 FAX: +886-3-4896068

www.hungtron.com.tw

IATF 16949:2016 / ISO 9001:2015 / ISO 14001:2015

Ht Documented		Customer Approval
Approved	Jack	
Checked	George	
Prepared	Cherrie	

List of editions

Item P/N	FP107060W-85NM	**Test Instrument**	4291A、16502、19073
Product	Wire Wound Molded SMD Power Inductors	**Test Frequency**	100 KHz / 1.0V

Version	Revision Item	Before Revision	After Revision	Date
1.0	First Version			2025/4/16

Specification

Item P/N	FP107060W-85NM	Test Instrument	4291A、16502、19073
Product	Wire Wound Molded SMD Power Inductors	Test Frequency	100 KHz / 1.0V

■ Introduction

- Compliant for 100% Lead (Pb)-Free and RoHS.
- Higher current carrying Capacity，lower DCR，and more efficiency.
- Operating temperature range from -55℃ to +125℃ (Including self - temperature rise).

■ Applications:

•Server, desktop computer, notebook

■ Explanation Of Part Numbers:

①		②	③		④	⑤
FP	-	107060	W	-	85N	M

① Product name
② Shapes and dimensions
③ Internal code
④ Impedance【at 100KHz】85N = 85nH
⑤ Inductance Tolerance (M= ± 20%)

■ Packing Dimensions (mm)

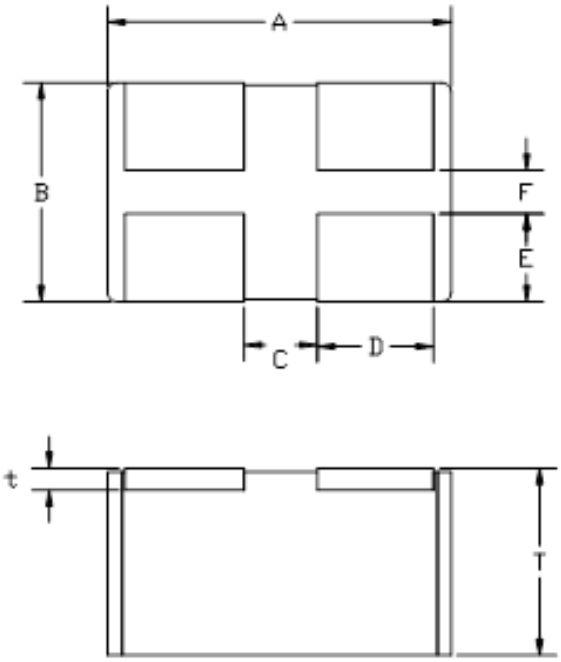

FP107060	Dimensions(mm)
A	9.8 ±0.2
B	7.0 ±0.2
T	5.8 ±0.2
D	3.6 ±0.2
E	2.8 ±0.2
F	1.4 ±0.2
C	1.7 ±0.2
t	0.7 ±0.2

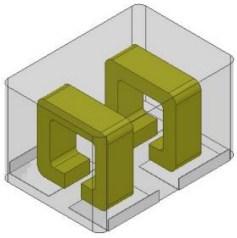

Specification

Item P/N	FP107060W-85NM	Test Instrument	4291A、16502、19073
Product	Wire Wound Molded SMD Power Inductors	Test Frequency	100 KHz / 1.0V

Recommend Land Pattern Dimensions: Unit: mm

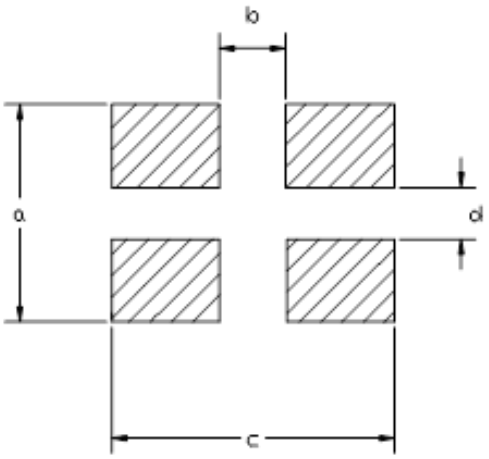

a	7.0 ref
b	1.7 ref
c	8.9 ref
d	1.4 ref

■ Electrical Characteristics

Part No.	OCL	Inductance L0 (nH) @0A	DCR1 (mΩ)		Heating Rating Current Idc (A)		Saturation Current Isat (A)		Coupling Coefficient
			Typ.	Max	Typ.	Max	Max	Typ.	Typ.
FP107060W-85NM	1	85±20%	0.14	0.16	68	58	75	88	0.05
	2	85±20%	0.14	0.16	68	58	75	88	

Notes

1. All test data is referenced to 25 °C ambient.
2. Test condition:100KHz, 1.0Vrms.
3. Operating temperature range - 55 °C to + 125 °C.
4. Irms (A): DC current (A) that will cause an approximate ΔT of 40 °C (reference ambient temperature is 25 °C).
5. Isat(A): DC current (A) that will cause L0 to drop approximately 30 %.
6. The part temperature (ambient + temp rise) should not exceed 125 °C under worst case operating conditions. Circuit design, component placement, PWB trace size and thickness, airflow and other cooling provisions all affect the part temperature. Part temperature should be verified in the end application.

Characteristics

Item P/N	FP107060W-85NM	Test Instrument	4291A、16502、19073
Product	Wire Wound Molded SMD Power Inductors	Test Frequency	100 KHz / 1.0V

■ Recommended Soldering Technologies

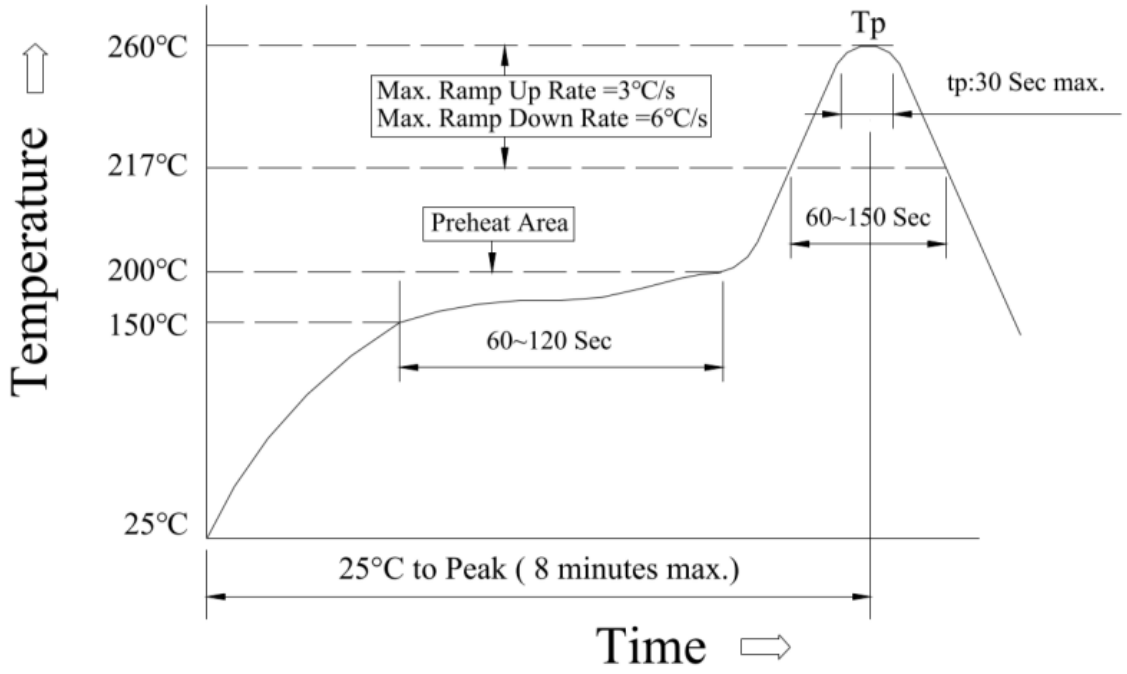

(1) Reflow Soldering method:

Reflow Soldering	Tp:255~260℃	Max.30 seconds (tp)
	217℃	60~150 seconds
Pre-Heat	150 ~ 200℃	60~120 seconds
Time 25℃ to peak temperature	8 minutes max.	

(2) Soldering iron method: 350±5℃ max.3 seconds

Characteristics

Item P/N	FP107060W-85NM	Test Instrument	4291A、16502、19073
Product	Wire Wound Molded SMD Power Inductors	Test Frequency	100 KHz / 1.0V

■ Packaging Information: (Unit: mm)

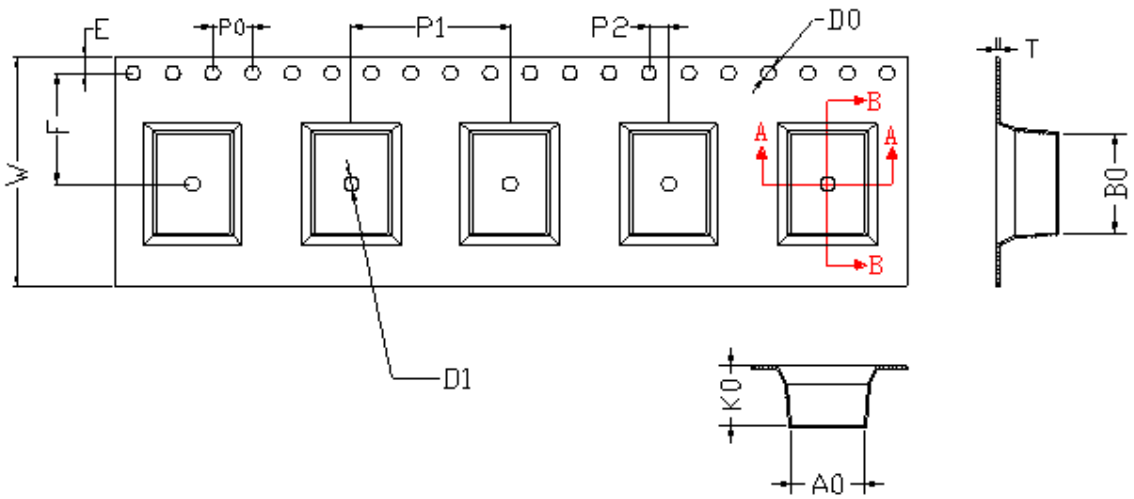

Type	Tape dimensions (mm)											
	W	P1	P0	P2	D0	D1	T	A0	B0	K0	E	F
FP107060	24 ±0.3	16 ±0.1	4 ±0.1	2 ±0.15	1.5 ±0.1	1.5 ±0.1	0.45 ±0.1	7.5 ±0.15	10.3 ±0.15	6.4 ±0.1	1.75 ±0.1	11.5 ±0.1

Reel Dimension & Tape Dimension: (Unit: mm)

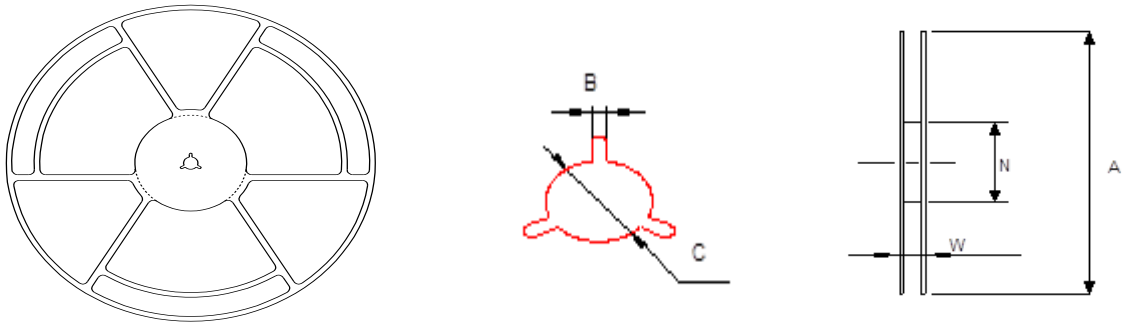

Type	A(mm)	W(mm)	N(mm)	B(mm)	C(mm)
13”	330 +2.0	24 ±0.5	97 ±0.5	2.2 +0.5	13.2 ±0.2

Packaging Quantity

Type	Standard Quantity		
	Reel	Inner box	Carton box
FP107060	500 pcs / reel	1Reel / box (500 pcs)	Middle boxes, (2500 pcs)